

3RXXXS-5×7.6 Series

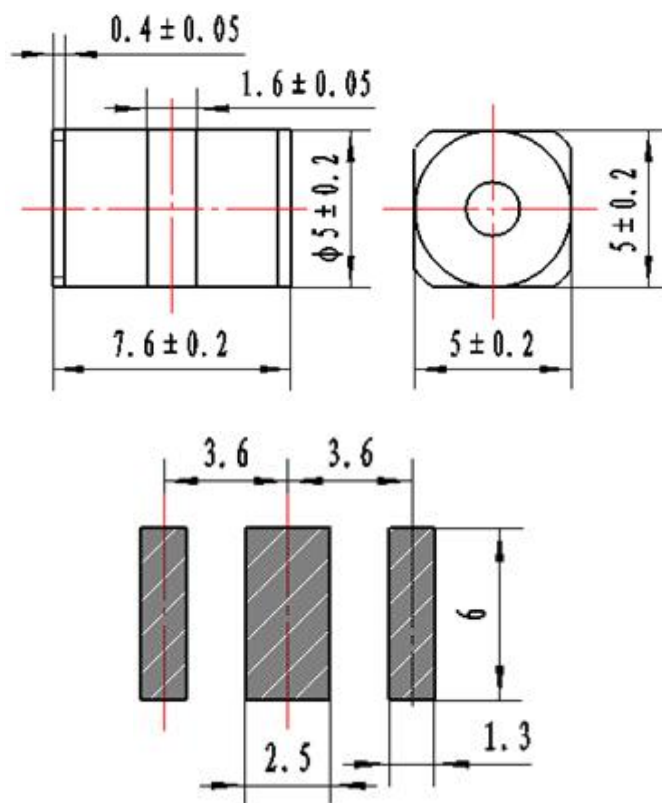
Features

- Size:5mm*7.6mm
- Stable breakdown voltage.
- High insulation resistance.
- Low capacitance ($\leq 1\text{pF}$)
- High holdover voltage
- Storage and operational temperature: $-40^{\circ}\text{C} \sim +90^{\circ}\text{C}$

Applications

- Transient Voltage Surge Suppression(TVSS)
- Cable Telephone Product
- Modems/Cable Modems
- Broadband/CATV/Coaxial Protectors
- Communication Lines
- Power Supplies

Specification Status:Draft (mm)



Electrical Characteristics (TA = 25 °C unless otherwise noted)

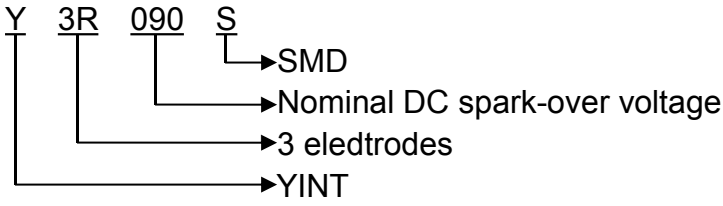
Part Number	DC Breakdown Voltage	Tolerance	Impulse Spark-over Voltage	Impulse Discharge Current 10hits(5hits each polarity)	AC Discharge Current 5 hits	Insulation Resistance*	Capacitance
	100V/s	of Vs	1kv/ μs	8/20 μs	50Hz	G Ω	1MHz
3R075S-5×7.6	75V	$\pm 20\%$	$\leq 600\text{V}$	5KA	5A	≥ 10	$\leq 1\text{pF}$
3R090S-5×7.6	90V	$\pm 20\%$	$\leq 600\text{V}$	5KA	5A	≥ 10	$\leq 1\text{pF}$
3R150S-5×7.6	150V	$\pm 20\%$	$\leq 600\text{V}$	5KA	5A	≥ 10	$\leq 1\text{pF}$
3R200S-5×7.6	200V	$\pm 20\%$	$\leq 700\text{V}$	5KA	5A	≥ 10	$\leq 1\text{pF}$
3R230S-5×7.6	230V	$\pm 20\%$	$\leq 700\text{V}$	5KA	5A	≥ 10	$\leq 1\text{pF}$
3R300S-5×7.6	300V	$\pm 20\%$	$\leq 900\text{V}$	5KA	5A	≥ 10	$\leq 1\text{pF}$
3R350S-5×7.6	350V	$\pm 20\%$	$\leq 1000\text{V}$	5KA	5A	≥ 10	$\leq 1\text{pF}$
3R400S-5×7.6	400V	$\pm 20\%$	$\leq 1000\text{V}$	5KA	5A	≥ 10	$\leq 1\text{pF}$
3R470S-5×7.6	470V	$\pm 20\%$	$\leq 1200\text{V}$	5KA	5A	≥ 10	$\leq 1\text{pF}$
3R600S-5×7.6	600V	$\pm 20\%$	$\leq 1400\text{V}$	5KA	5A	≥ 10	$\leq 1\text{pF}$

1)At delivery AQL 0.65 leave II Military Standard 105 E.

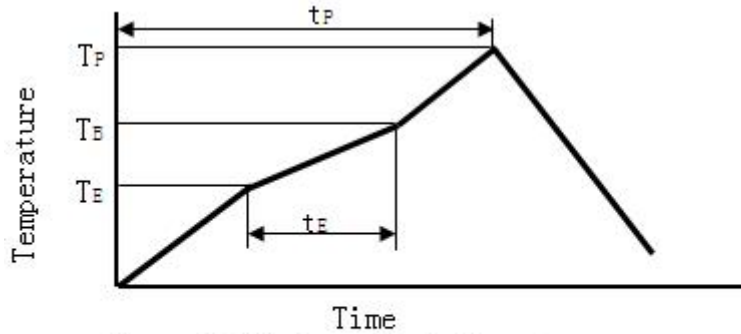
2)In ionized mode

3)Test according to ITU-T Rec.k.12

Marking

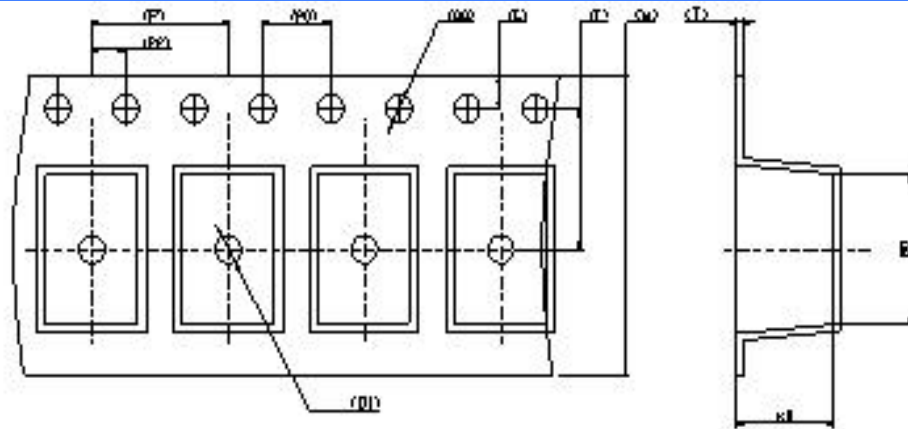


Reflow soldering curve



$T_E \text{ max}=180^\circ\text{C}$ $t_E \text{ max}=60\text{s (at } T_E \text{ max)}$
 $T_B \text{ max}=220^\circ\text{C}$
 $T_P \text{ max}=250^\circ\text{C}$ $t_P \text{ max}=300\text{s}$ $t_P \text{ max}=220\text{s (typical)}$

Package



W	16.00±0.30	P	8.00±0.10	A0	5.40±0.10
S		P0	4.00±0.10	A1	
E	1.75±0.10	P2	2.00±0.10	A2	
F	7.50±0.10	D0	∅1.50± ^{0.10} / ₀	K0	5.70±0.10
T	0.50±0.05	D1	∅1.50 MIN	K1	